

#### HIGHLIGHTS OF PRESCRIBING INFORMATION

These highlights do not include all the information needed to use NovoLog<sup>®</sup> safely and effectively. See full prescribing information for NovoLog<sup>®</sup>.

**NovoLog<sup>®</sup> (insulin aspart [rDNA origin] injection) solution for subcutaneous use**

**Initial U.S. Approval: 2000**

#### RECENT MAJOR CHANGES

- Dosage and Administration (2.3) 7/2009
- Warnings and Precautions, Administration (5.1) 10/2009

#### INDICATIONS AND USAGE

- NovoLog<sup>®</sup> is an insulin analog indicated to improve glycemic control in adults and children with diabetes mellitus (1.1).

#### DOSAGE AND ADMINISTRATION

- The dosage of NovoLog<sup>®</sup> must be individualized.
- *Subcutaneous injection:* NovoLog<sup>®</sup> should generally be given immediately (within 5-10 minutes) prior to the start of a meal (2.2).
- *Use in pumps:* Change the NovoLog<sup>®</sup> in the reservoir at least every 6 days, change the infusion set, and the infusion set insertion site at least every 3 days. NovoLog<sup>®</sup> should not be mixed with other insulins or with a diluent when it is used in the pump (2.3).
- *Intravenous use:* NovoLog<sup>®</sup> should be used at concentrations from 0.05 U/mL to 1.0 U/mL insulin aspart in infusion systems using polypropylene infusion bags. NovoLog<sup>®</sup> has been shown to be stable in infusion fluids such as 0.9% sodium chloride (2.4).

#### DOSAGE FORMS AND STRENGTHS

Each presentation contains 100 Units of insulin aspart per mL (U-100)

- 10 mL vials (3)
- 3 mL PenFill<sup>®</sup> cartridges for the 3 mL PenFill<sup>®</sup> cartridge device (3)
- 3 mL NovoLog<sup>®</sup> FlexPen<sup>®</sup> (3)

#### CONTRAINDICATIONS

- Do not use during episodes of hypoglycemia (4).
- Do not use in patients with hypersensitivity to NovoLog<sup>®</sup> or one of its excipients.

#### WARNINGS AND PRECAUTIONS

- Hypoglycemia is the most common adverse effect of insulin therapy. Glucose monitoring is recommended for all patients with diabetes. Any change of insulin dose should be made cautiously and only under medical supervision (5.1, 5.2).
- Insulin, particularly when given intravenously or in settings of poor glycemic control, can cause hypokalemia. Use caution in patients predisposed to hypokalemia (5.3).
- Like all insulins, NovoLog<sup>®</sup> requirements may be reduced in patients with renal impairment or hepatic impairment (5.4, 5.5).
- Severe, life-threatening, generalized allergy, including anaphylaxis, may occur with insulin products, including NovoLog<sup>®</sup> (5.6).

#### ADVERSE REACTIONS

Adverse reactions observed with NovoLog<sup>®</sup> include hypoglycemia, allergic reactions, local injection site reactions, lipodystrophy, rash and pruritus. (6)

**To report SUSPECTED ADVERSE REACTIONS, contact Novo Nordisk Inc. at 1-800-727-6500 or FDA at 1-800-FDA-1088 or [www.fda.gov/medwatch](http://www.fda.gov/medwatch).**

#### DRUG INTERACTIONS

- The following may increase the blood-glucose-lowering effect and susceptibility to hypoglycemia: oral antidiabetic products, pramlintide, ACE inhibitors, disopyramide, fibrates, fluoxetine, monoamine oxidase inhibitors, propoxyphene, salicylates, somatostatin analogs, sulfonamide antibiotics (7).
- The following may reduce the blood-glucose-lowering effect: corticosteroids, niacin, danazol, diuretics, sympathomimetic agents (e.g., epinephrine, salbutamol, terbutaline), isoniazid, phenothiazine derivatives, somatropin, thyroid hormones, estrogens, progestogens (e.g., in oral contraceptives), atypical antipsychotics (7).

- Beta-blockers, clonidine, lithium salts, and alcohol may either potentiate or weaken the blood-glucose-lowering effect of insulin (7).
- Pentamidine may cause hypoglycemia, which may sometimes be followed by hyperglycemia (7).
- The signs of hypoglycemia may be reduced or absent in patients taking sympatholytic products such as beta-blockers, clonidine, guanethidine, and reserpine (7).

#### USE IN SPECIFIC POPULATIONS

- Pediatric: Has not been studied in children with type 2 diabetes. Has not been studied in children with type 1 diabetes <2 years of age (8.4).

**See 17 for PATIENT COUNSELING INFORMATION and FDA approved patient labeling.**

**Revised: 10/2009**

#### FULL PRESCRIBING INFORMATION: CONTENTS\*

##### 1 INDICATIONS AND USAGE

1.1 Treatment of diabetes mellitus

##### 2 DOSAGE AND ADMINISTRATION

- 2.1 Dosing
- 2.2 Subcutaneous Injection
- 2.3 Continuous Subcutaneous Insulin Infusion (CSII) by External Pump
- 2.4 Intravenous Use

##### 3 DOSAGE FORMS AND STRENGTHS

##### 4 CONTRAINDICATIONS

##### 5 WARNINGS AND PRECAUTIONS

- 5.1 Administration
- 5.2 Hypoglycemia
- 5.3 Hypokalemia
- 5.4 Renal Impairment
- 5.5 Hepatic Impairment
- 5.6 Hypersensitivity and Allergic Reactions
- 5.7 Antibody Production
- 5.8 Mixing of Insulins
- 5.9 Continuous Subcutaneous Insulin Infusion by External Pump

##### 6 ADVERSE REACTIONS

##### 7 DRUG INTERACTIONS

##### 8 USE IN SPECIFIC POPULATIONS

8.1 Pregnancy

8.3 Nursing Mothers

8.4 Pediatric Use

8.5 Geriatric Use

##### 10 OVERDOSAGE

##### 11 DESCRIPTION

##### 12 CLINICAL PHARMACOLOGY

- 12.1 Mechanism of Action
- 12.2 Pharmacodynamics
- 12.3 Pharmacokinetics

##### 13 NONCLINICAL TOXICOLOGY

- 13.1 Carcinogenesis, Mutagenesis, Impairment of Fertility
- 13.2 Animal Toxicology and/or Pharmacology

##### 14 CLINICAL STUDIES

- 14.1 Subcutaneous Daily Injections
- 14.2 Continuous Subcutaneous Insulin Infusion (CSII) by External Pump
- 14.3 Intravenous Administration of NovoLog<sup>®</sup>

##### 16 HOW SUPPLIED/STORAGE AND HANDLING

- 16.1 How Supplied
- 16.2 Recommended Storage

##### 17 PATIENT COUNSELING INFORMATION

- 17.1 Physician Instructions
- 17.2 Patients Using Pumps
- 17.3 FDA-Approved Patient Labeling

\*Sections or subsections omitted from the full prescribing information are not listed.

## FULL PRESCRIBING INFORMATION

### 1 INDICATIONS AND USAGE

#### 1.1 Treatment of Diabetes Mellitus

NovoLog® is an insulin analog indicated to improve glycemic control in adults and children with diabetes mellitus.

### 2 DOSAGE AND ADMINISTRATION

#### 2.1 Dosing

NovoLog® is an insulin analog with an earlier onset of action than regular human insulin. The dosage of NovoLog® must be individualized. NovoLog® given by subcutaneous injection should generally be used in regimens with an intermediate or long-acting insulin [see *Warnings and Precautions (5), How Supplied/Storage and Handling (16.2)*]. The total daily insulin requirement may vary and is usually between 0.5 to 1.0 units/kg/day. When used in a meal-related subcutaneous injection treatment regimen, 50 to 70% of total insulin requirements may be provided by NovoLog® and the remainder provided by an intermediate-acting or long-acting insulin. Because of NovoLog®'s comparatively rapid onset and short duration of glucose lowering activity, some patients may require more basal insulin and more total insulin to prevent pre-meal hyperglycemia when using NovoLog® than when using human regular insulin.

Do not use NovoLog® that is viscous (thickened) or cloudy; use only if it is clear and colorless. NovoLog® should not be used after the printed expiration date.

#### 2.2 Subcutaneous Injection

NovoLog® should be administered by subcutaneous injection in the abdominal region, buttocks, thigh, or upper arm. Because NovoLog® has a more rapid onset and a shorter duration of activity than human regular insulin, it should be injected immediately (within 5-10 minutes) before a meal. Injection sites should be rotated within the same region to reduce the risk of lipodystrophy. As with all insulins, the duration of action of NovoLog® will vary according to the dose, injection site, blood flow, temperature, and level of physical activity.

NovoLog® may be diluted with Insulin Diluting Medium for NovoLog® for subcutaneous injection. Diluting one part NovoLog® to nine parts diluent will yield a concentration one-tenth that of NovoLog® (equivalent to U-10). Diluting one part NovoLog® to one part diluent will yield a concentration one-half that of NovoLog® (equivalent to U-50).

#### 2.3 Continuous Subcutaneous Insulin Infusion (CSII) by External Pump

NovoLog® can also be infused subcutaneously by an external insulin pump [see *Warnings and Precautions (5.8, 5.9), How Supplied/Storage and Handling (16.2)*]. Diluted insulin should not be used in external insulin pumps. Because NovoLog® has a more rapid onset and a shorter duration of activity than human regular insulin, pre-meal boluses of NovoLog® should be infused immediately (within 5-10 minutes) before a meal. Infusion sites should be rotated within the same region to reduce the risk of lipodystrophy. The initial programming of the external insulin infusion pump should be based on the total daily insulin dose of the previous regimen. Although there is significant interpatient variability, approximately 50% of the total dose is usually given as meal-related boluses of NovoLog® and the remainder is given as a basal infusion. **Change the NovoLog® in the reservoir at least every 6 days, change the infusion sets and the infusion set insertion site at least every 3 days.**

The following insulin pumps<sup>†</sup> have been used in NovoLog® clinical or *in vitro* studies conducted by Novo Nordisk, the manufacturer of NovoLog®:

- Medtronic Paradigm® 512 and 712
- MiniMed 508
- Disetronic® D-TRON® and H-TRON®

Before using a different insulin pump with NovoLog®, read the pump label to make sure the pump has been evaluated with NovoLog®.

#### 2.4 Intravenous Use

NovoLog® can be administered intravenously under medical supervision for glycemic control with close monitoring of blood glucose and potassium levels to avoid hypoglycemia and hypokalemia [see *Warnings and Precautions (5), How Supplied/Storage and Handling (16.2)*]. For intravenous use, NovoLog® should be used at concentrations from 0.05 U/mL to 1.0 U/mL insulin aspart in infusion systems using polypropylene infusion bags. NovoLog® has been shown to be stable in infusion fluids such as 0.9% sodium chloride.

Inspect NovoLog® for particulate matter and discoloration prior to parenteral administration.

### 3 DOSAGE FORMS AND STRENGTHS

NovoLog® is available in the following package sizes: each presentation contains 100 units of insulin aspart per mL (U-100).

- 10 mL vials
- 3 mL PenFill® cartridges for the 3mL PenFill® cartridge delivery device (with or without the addition of a NovoPen® 3 PenMate®) with NovoFine® disposable needles
- 3 mL NovoLog® FlexPen®

### 4 CONTRAINDICATIONS

- NovoLog® is contraindicated
- during episodes of hypoglycemia
- in patients with hypersensitivity to NovoLog® or one of its excipients.

### 5 WARNINGS AND PRECAUTIONS

#### 5.1 Administration

NovoLog® has a more rapid onset of action and a shorter duration of activity than regular human insulin. An injection of NovoLog® should immediately be followed by a meal within 5-10 minutes. Because of NovoLog®'s short duration of action, a longer acting insulin should also be used in patients with type 1 diabetes and may also be needed in patients with type 2 diabetes. Glucose monitoring is recommended for all patients with diabetes and is particularly important for patients using external pump infusion therapy.

Any change of insulin dose should be made cautiously and only under medical supervision. Changing from one insulin product to another or changing the insulin strength may result in the need for a change in dosage. As with all insulin preparations, the time course of NovoLog® action may vary in different individuals or at different times in the same individual and is dependent on many conditions, including the site of injection, local blood supply, temperature, and physical activity. Patients who change their level of physical activity or meal plan may require adjustment of insulin dosages. Insulin requirements may be altered during illness, emotional disturbances, or other stresses.

Patients using continuous subcutaneous insulin infusion pump therapy must be trained to administer insulin by injection and have alternate insulin therapy available in case of pump failure.

**Insulin and NovoLog® FlexPen® must not be shared.**

#### 5.2 Hypoglycemia

Hypoglycemia is the most common adverse effect of all insulin therapies, including NovoLog®. Severe hypoglycemia may lead to unconsciousness and/or convulsions and may result in temporary or permanent impairment of brain function or death. Severe hypoglycemia requiring the assistance of another person and/or parenteral glucose infusion or glucagon administration has been observed in clinical trials with insulin, including trials with NovoLog®.

The timing of hypoglycemia usually reflects the time-action profile of the administered insulin formulations [see *Clinical Pharmacology (12)*]. Other factors such as changes in food intake (e.g., amount of food or timing of meals), injection site, exercise, and concomitant medications may also alter the risk of hypoglycemia [see *Drug Interactions (7)*]. As with all insulins, use caution in patients with hypoglycemia unawareness and in patients who may be predisposed to hypoglycemia (e.g., patients who are fasting or have erratic food intake). The patient's ability to concentrate and react may be impaired as a result of hypoglycemia. This may present a risk in situations where these abilities are especially important, such as driving or operating other machinery.

Rapid changes in serum glucose levels may induce symptoms of hypoglycemia in persons with diabetes, regardless of the glucose value. Early warning symptoms of hypoglycemia may be different or less pronounced under certain conditions, such as longstanding diabetes, diabetic nerve disease, use of medications such as beta-blockers, or intensified diabetes control [see *Drug Interactions (7)*]. These situations may result in severe hypoglycemia (and, possibly, loss of consciousness) prior to the patient's awareness of hypoglycemia. Intravenously administered insulin has a more rapid onset of action than subcutaneously administered insulin, requiring more close monitoring for hypoglycemia.

#### 5.3 Hypokalemia

All insulin products, including NovoLog®, cause a shift in potassium from the extracellular to intracellular space, possibly leading to hypokalemia that, if left untreated, may cause respiratory paralysis, ventricular arrhythmia, and death. Use caution in patients who may be at risk for hypokalemia (e.g., patients using potassium-lowering medications, patients taking medications sensitive to serum potassium concentrations, and patients receiving intravenously administered insulin).

#### 5.4 Renal Impairment

As with other insulins, the dose requirements for NovoLog® may be reduced in patients with renal impairment [see *Clinical Pharmacology (12.3)*].

#### 5.5 Hepatic Impairment

As with other insulins, the dose requirements for NovoLog® may be reduced in patients with hepatic impairment [see *Clinical Pharmacology (12.3)*].

#### 5.6 Hypersensitivity and Allergic Reactions

**Local Reactions** - As with other insulin therapy, patients may experience redness, swelling, or itching at the site of NovoLog® injection. These reactions usually resolve in a few days to a few weeks, but in some occasions, may require discontinuation of NovoLog®. In some instances, these reactions may be related to factors other than insulin, such as irritants in a skin cleansing agent or poor injection technique. Localized reactions and generalized myalgias have been reported with injected metacresol, which is an excipient in NovoLog®.

**Systemic Reactions** - Severe, life-threatening, generalized allergy, including anaphylaxis, may occur with any insulin product, including NovoLog®. Anaphylactic reactions with NovoLog® have been reported post-approval. Generalized allergy to insulin may also cause whole body rash (including pruritus), dyspnea, wheezing, hypotension, tachycardia, or diaphoresis. In controlled clinical trials, allergic reactions were reported in 3 of 735 patients (0.4%) treated with regular human insulin and 10 of 1394 patients (0.7%) treated with NovoLog®. In controlled and uncontrolled clinical trials, 3 of 2341 (0.1%) NovoLog®-treated patients discontinued due to allergic reactions.

#### 5.7 Antibody Production

Increases in anti-insulin antibody titers that react with both human insulin and insulin aspart have been observed in patients treated with NovoLog®. Increases in anti-insulin antibodies are observed more frequently with NovoLog® than with regular human insulin. Data from a 12-month controlled trial in patients with type 1 diabetes suggest that the increase in these antibodies is transient, and the differences in antibody levels between the regular human insulin and insulin aspart treatment groups observed at 3 and 6 months were no longer evident at 12 months. The clinical significance of these antibodies is not known. These antibodies do not appear to cause deterioration in glycemic control or necessitate increases in insulin dose.

#### 5.8 Mixing of Insulins

- Mixing NovoLog® with NPH human insulin immediately before injection attenuates the peak concentration of NovoLog®, without significantly affecting the time to peak concentration or total bioavailability of NovoLog®. If NovoLog® is mixed with NPH human insulin, NovoLog® should be drawn into the syringe first, and the mixture should be injected immediately after mixing.
- The efficacy and safety of mixing NovoLog® with insulin preparations produced by other manufacturers have not been studied.
- Insulin mixtures should not be administered intravenously.

#### 5.9 Continuous Subcutaneous Insulin Infusion by External Pump

**When used in an external subcutaneous insulin infusion pump, NovoLog® should not be mixed with any other insulin or diluent.** When using NovoLog® in an external insulin pump, the NovoLog®-specific information should be followed (e.g., in-use time, frequency of changing infusion sets) because NovoLog®-specific information may differ from general pump manual instructions.

Pump or infusion set malfunctions or insulin degradation can lead to a rapid onset of hypoglycemia and ketosis because of the small subcutaneous depot of insulin. This is especially pertinent for rapid-acting insulin analogs that are more rapidly absorbed through skin and have a shorter duration of action. Prompt identification and correction of the cause of hypoglycemia or ketosis is necessary. Interim therapy with subcutaneous injection may be required [see *Dosage and Administration (2.3), Warnings and Precautions (5.8, 5.9), How Supplied/Storage and Handling (16.2), and Patient Counseling Information (17.2)*].

NovoLog® should not be exposed to temperatures greater than 37°C (98.6°F). **NovoLog® that will be used in a pump should not be mixed with other insulin or with a diluent** [see *Dosage and Administration (2.3), Warnings and Precautions (5.8, 5.9) and How Supplied/Storage and Handling (16.2), Patient Counseling Information (17.2)*].

### 6 ADVERSE REACTIONS

#### Clinical Trial Experience

Because clinical trials are conducted under widely varying designs, the adverse reaction rates reported in one clinical trial may not be easily compared to those rates reported in another clinical trial, and may not reflect the rates actually observed in clinical practice.

#### • Hypoglycemia

Hypoglycemia is the most commonly observed adverse reaction in patients using insulin, including NovoLog® [see *Warnings and Precautions (5)*].

#### • Insulin initiation and glucose control intensification

Intensification or rapid improvement in glucose control has been associated with a transitory, reversible ophthalmologic refraction disorder, worsening of diabetic retinopathy, and acute painful peripheral neuropathy. However, long-term glycemic control decreases the risk of diabetic retinopathy and neuropathy.

#### • Lipodystrophy

Long-term use of insulin, including NovoLog®, can cause lipodystrophy at the site of repeated insulin injections or infusion. Lipodystrophy includes lipohypertrophy (thickening of adipose tissue) and lipodystrophy (thinning of adipose tissue), and may affect insulin absorption. Rotate insulin injection or infusion sites within the same region to reduce the risk of lipodystrophy.

#### • Weight gain

Weight gain can occur with some insulin therapies, including NovoLog®, and has been attributed to the anabolic effects of insulin and the decrease in glucosuria.

#### • Peripheral Edema

Insulin may cause sodium retention and edema, particularly if previously poor metabolic control is improved by intensified insulin therapy.

#### • Frequencies of adverse drug reactions

The frequencies of adverse drug reactions during NovoLog® clinical trials in patients with type 1 diabetes mellitus and type 2 diabetes mellitus are listed in the tables below.

**Table 1: Treatment-Emergent Adverse Events in Patients with Type 1 Diabetes Mellitus (Adverse events with frequency ≥ 5% and occurring more frequently with NovoLog® compared to human regular insulin are listed)**

Preferred Term	NovoLog® + NPH N= 596		Human Regular Insulin + NPH N= 286	
	N	(%)	N	(%)
Hypoglycemia*	448	75%	205	72%
Headache	70	12%	28	10%
Injury accidental	65	11%	29	10%
Nausea	43	7%	13	5%
Diarrhea	28	5%	9	3%

\*Hypoglycemia is defined as an episode of blood glucose concentration <45 mg/dL with or without symptoms. See Section 14 for the incidence of hypoglycemia in the individual clinical trials.

**Table 2: Treatment-Emergent Adverse Events in Patients with Type 2 Diabetes Mellitus (except for hypoglycemia, adverse events with frequency ≥ 5% and occurring more frequently with NovoLog® compared to human regular insulin are listed)**

	NovoLog® + NPH N= 91		Human Regular Insulin + NPH N= 91	
	N	(%)	N	(%)
Hypoglycemia*	25	27%	33	36%
Hyporeflexia	10	11%	6	7%
Onychomycosis	9	10%	5	5%
Sensory disturbance	8	9%	6	7%
Urinary tract infection	7	8%	6	7%
Chest pain	5	5%	3	3%
Headache	5	5%	3	3%
Skin disorder	5	5%	2	2%
Abdominal pain	5	5%	1	1%
Sinusitis	5	5%	1	1%

\*Hypoglycemia is defined as an episode of blood glucose concentration <45 mg/dL, with or without symptoms. See Section 14 for the incidence of serious hypoglycemia in the individual clinical trials.

#### Postmarketing Data

The following additional adverse reactions have been identified during postapproval use of NovoLog®. Because these adverse reactions are reported voluntarily from a population of uncertain size, it is generally not possible to reliably estimate their frequency. Medication errors in which other insulins have been accidentally substituted for NovoLog® have been identified during postapproval use [see *Patient Counseling Information (17)*].

### 7 DRUG INTERACTIONS

A number of substances affect glucose metabolism and may require insulin dose adjustment and particularly close monitoring.

- The following are examples of substances that may increase the blood-glucose-lowering effect and susceptibility to hypoglycemia: oral antidiabetic products, pramlintide, ACE inhibitors, disopyramide, fibrates, fluoxetine, monoamine oxidase (MAO) inhibitors, propoxyphene, salicylates, somatostatin analog (e.g., octreotide), sulfonamide antibiotics.
- The following are examples of substances that may reduce the blood-glucose-lowering effect: corticosteroids, niacin, danazol, diuretics, sympathomimetic agents (e.g., epinephrine, salbutamol, terbutaline), isoniazid, phenothiazine derivatives, somatropin, thyroid hormones, estrogens, progestogens (e.g., in oral contraceptives), atypical antipsychotics.
- Beta-blockers, clonidine, lithium salts, and alcohol may either potentiate or weaken the blood-glucose-lowering effect of insulin.
- Pentamidine may cause hypoglycemia, which may sometimes be followed by hyperglycemia.
- The signs of hypoglycemia may be reduced or absent in patients taking sympatholytic products such as beta-blockers, clonidine, guanethidine, and reserpine.

### 8 USE IN SPECIFIC POPULATIONS

#### 8.1 Pregnancy

Pregnancy Category B. All pregnancies have a background risk of birth defects, loss, or other adverse outcome regardless of drug exposure. This background risk is increased in pregnancies complicated by hyperglycemia and may be decreased with good metabolic control. It is essential for patients with diabetes or history of gestational diabetes to maintain

good metabolic control before conception and throughout pregnancy. Insulin requirements may decrease during the first trimester, generally increase during the second and third trimesters, and rapidly decline after delivery. Careful monitoring of glucose control is essential in these patients. Therefore, female patients should be advised to tell their physician if they intend to become, or if they become pregnant while taking NovoLog®.

An open-label, randomized study compared the safety and efficacy of NovoLog® (n=157) versus regular human insulin (n=165) in 322 pregnant women with type 1 diabetes. Two-thirds of the enrolled patients were already pregnant when they entered the study. Because only one-third of the patients enrolled before conception, the study was not large enough to evaluate the risk of congenital malformations. Both groups achieved a mean HbA<sub>1c</sub> of ~6% during pregnancy, and there was no significant difference in the incidence of maternal hypoglycemia. Subcutaneous reproduction and teratology studies have been performed with NovoLog® and regular human insulin in rats and rabbits. In these studies, NovoLog® was given to female rats before mating, during mating, and throughout pregnancy, and to rabbits during organogenesis. The effects of NovoLog® did not differ from those observed with subcutaneous regular human insulin. NovoLog®, like human insulin, caused pre- and post-implantation losses and visceral/skeletal abnormalities in rats at a dose of 200 U/kg/day (approximately 32 times the human subcutaneous dose of 1.0 U/kg/day, based on U/body surface area) and in rabbits at a dose of 10 U/kg/day (approximately three times the human subcutaneous dose of 1.0 U/kg/day, based on U/body surface area). The effects are probably secondary to maternal hypoglycemia at high doses. No significant effects were observed in rats at a dose of 50 U/kg/day and in rabbits at a dose of 3 U/kg/day. These doses are approximately 8 times the human subcutaneous dose of 1.0 U/kg/day for rats and equal to the human subcutaneous dose of 1.0 U/kg/day for rabbits, based on U/body surface area.

### 8.3 Nursing Mothers

It is unknown whether insulin aspart is excreted in human milk. Use of NovoLog® is compatible with breastfeeding, but women with diabetes who are lactating may require adjustments of their insulin doses.

### 8.4 Pediatric Use

NovoLog® is approved for use in children for subcutaneous daily injections and for subcutaneous continuous infusion by external insulin pump. NovoLog® has not been studied in pediatric patients younger than 2 years of age. NovoLog® has not been studied in pediatric patients with type 2 diabetes. Please see Section 14 CLINICAL STUDIES for summaries of clinical studies.

### 8.5 Geriatric Use

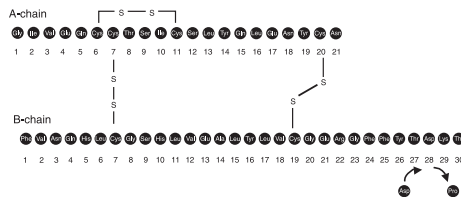
Of the total number of patients (n=1,375) treated with NovoLog® in 3 controlled clinical studies, 2.6% (n=36) were 65 years of age or over. One-half of these patients had type 1 diabetes (18/285) and the other half had type 2 diabetes (18/90). The HbA<sub>1c</sub> response to NovoLog®, as compared to human insulin, did not differ by age, particularly in patients with type 2 diabetes. Additional studies in larger populations of patients 65 years of age or over are needed to permit conclusions regarding the safety of NovoLog® in elderly compared to younger patients. Pharmacokinetic/pharmacodynamic studies to assess the effect of age on the onset of NovoLog® action have not been performed.

## 10 OVERDOSAGE

Excess insulin administration may cause hypoglycemia and, particularly when given intravenously, hypokalemia. Mild episodes of hypoglycemia usually can be treated with oral glucose. Adjustments in drug dosage, meal patterns, or exercise, may be needed. More severe episodes with coma, seizure, or neurologic impairment may be treated with intramuscular/subcutaneous glucagon or concentrated intravenous glucose. Sustained carbohydrate intake and observation may be necessary because hypoglycemia may recur after apparent clinical recovery. Hypokalemia must be corrected appropriately.

## 11 DESCRIPTION

NovoLog® (insulin aspart [rDNA origin] injection) is a rapid-acting human insulin analog used to lower blood glucose. NovoLog® is homologous with regular human insulin with the exception of a single substitution of the amino acid proline by aspartic acid in position B28, and is produced by recombinant DNA technology utilizing *Saccharomyces cerevisiae* (baker's yeast). Insulin aspart has the empirical formula C<sub>256</sub>H<sub>381</sub>N<sub>65</sub>O<sub>79</sub>S<sub>6</sub> and a molecular weight of 5825.8.



**Figure 1. Structural formula of insulin aspart.**

NovoLog® is a sterile, aqueous, clear, and colorless solution, that contains insulin aspart 100 Units/mL, glycerin 16 mg/mL, phenol 1.50 mg/mL, metacresol 1.72 mg/mL, zinc 19.6 mcg/mL, disodium hydrogen phosphate dihydrate 1.25 mg/mL, sodium chloride 0.58 mg/mL and water for injection. NovoLog® has a pH of 7.2-7.6. Hydrochloric acid 10% and/or sodium hydroxide 10% may be added to adjust pH.

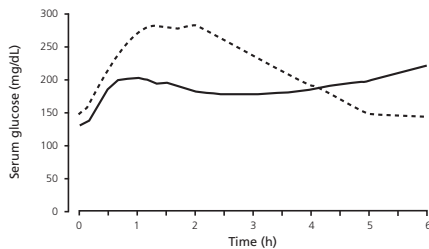
## 12 CLINICAL PHARMACOLOGY

### 12.1 Mechanism of Action

The primary activity of NovoLog® is the regulation of glucose metabolism. Insulins, including NovoLog®, bind to the insulin receptors on muscle and fat cells and lower blood glucose by facilitating the cellular uptake of glucose and simultaneously inhibiting the output of glucose from the liver.

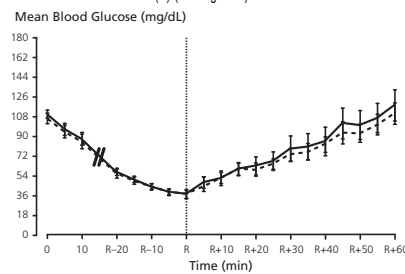
### 12.2 Pharmacodynamics

Studies in normal volunteers and patients with diabetes demonstrated that subcutaneous administration of NovoLog® has a more rapid onset of action than regular human insulin. In a study in patients with type 1 diabetes (n=22), the maximum glucose-lowering effect of NovoLog® occurred between 1 and 3 hours after subcutaneous injection (see Figure 2). The duration of action for NovoLog® is 3 to 5 hours. The time course of action of insulin and insulin analogs such as NovoLog® may vary considerably in different individuals or within the same individual. The parameters of NovoLog® activity (time of onset, peak time and duration) as designated in Figure 2 should be considered only as general guidelines. The rate of insulin absorption and onset of activity is affected by the site of injection, exercise, and other variables [see Warnings and Precautions (5.1)].



**Figure 2. Serial mean serum glucose collected up to 6 hours following a single pre-meal dose of NovoLog® (solid curve) or regular human insulin (hatched curve) injected immediately before a meal in 22 patients with type 1 diabetes.**

A double-blind, randomized, two-way crossover study in 16 patients with type 1 diabetes demonstrated that intravenous infusion of NovoLog® resulted in a blood glucose profile that was similar to that after intravenous infusion with regular human insulin. NovoLog® or human insulin was infused until the patient's blood glucose decreased to 36 mg/dL, or until the patient demonstrated signs of hypoglycemia (rise in heart rate and onset of sweating), defined as the time of autonomic reaction (R) (see Figure 3).



Note: The slashes on the mean profile indicate a jump on the time axis.

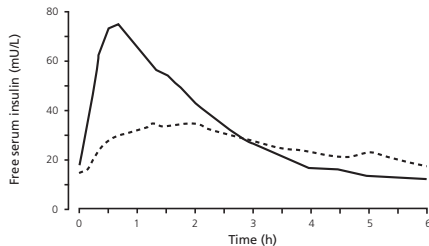
**Figure 3. Mean blood glucose profiles following intravenous infusion of NovoLog® (hatched curve) and regular human insulin (solid curve) in 16 patients with type 1 diabetes. R represents the time of autonomic reaction.**

### 12.3 Pharmacokinetics

The single substitution of the amino acid proline with aspartic acid at position B28 in NovoLog® reduces the molecule's tendency to form hexamers as observed with regular human insulin. NovoLog® is, therefore, more rapidly absorbed after subcutaneous injection compared to regular human insulin.

In a randomized, double-blind, crossover study 17 healthy Caucasian male subjects between 18 and 40 years of age received an intravenous infusion of either NovoLog® or regular human insulin at 1.5 mL/kg/min for 120 minutes. The mean insulin clearance was similar for the two groups with mean values of 1.2 l/h/kg for the NovoLog® group and 1.2 l/h/kg for the regular human insulin group.

**Bioavailability and Absorption** - NovoLog® has a faster absorption, a faster onset of action, and a shorter duration of action than regular human insulin after subcutaneous injection (see Figure 2 and Figure 4). The relative bioavailability of NovoLog® compared to regular human insulin indicates that the two insulins are absorbed to a similar extent.



**Figure 4. Serial mean serum free insulin concentration collected up to 6 hours following a single pre-meal dose of NovoLog® (solid curve) or regular human insulin (hatched curve) injected immediately before a meal in 22 patients with type 1 diabetes.**

In studies in healthy volunteers (total n=107) and patients with type 1 diabetes (total n=40), NovoLog® consistently reached peak serum concentrations approximately twice as fast as regular human insulin. The median time to maximum concentration in these trials was 40 to 50 minutes for NovoLog® versus 80 to 120 minutes for regular human insulin. In a clinical trial in patients with type 1 diabetes, NovoLog® and regular human insulin, both administered subcutaneously at a dose of 0.15 U/kg body weight, reached mean maximum concentrations of 82 and 36 mU/L, respectively. Pharmacokinetic/pharmacodynamic characteristics of insulin aspart have not been established in patients with type 2 diabetes.

The intra-individual variability in time to maximum serum insulin concentration for healthy male volunteers was significantly less for NovoLog® than for regular human insulin. The clinical significance of this observation has not been established.

In a clinical study in healthy non-obese subjects, the pharmacokinetic differences between NovoLog® and regular human insulin described above, were observed independent of the site of injection (abdomen, thigh, or upper arm).

**Distribution and Elimination** - NovoLog® has low binding to plasma proteins (<10%), similar to that seen with regular human insulin. After subcutaneous administration in normal male volunteers (n=24), NovoLog® was more rapidly eliminated than regular human insulin with an average apparent half-life of 81 minutes compared to 141 minutes for regular human insulin.

### Specific Populations

**Children and Adolescents** - The pharmacokinetic and pharmacodynamic properties of NovoLog® and regular human insulin were evaluated in a single dose study in 18 children (6-12 years, n=9) and adolescents (13-17 years [Tanner grade ≥ 2], n=9) with type 1 diabetes. The relative differences in pharmacokinetics and pharmacodynamics in children and adolescents with type 1 diabetes between NovoLog® and regular human insulin were similar to those in healthy adult subjects and adults with type 1 diabetes.

**Gender** - In healthy volunteers, no difference in insulin aspart levels was seen between men and women when body weight differences were taken into account. There was no significant difference in efficacy noted (as assessed by HbA<sub>1c</sub>) between genders in a trial in patients with type 1 diabetes.

**Obesity** - A single subcutaneous dose of 0.1 U/kg NovoLog® was administered in a study of 23 patients with type 1 diabetes and a wide range of body mass index (BMI, 22-39 kg/m<sup>2</sup>). The pharmacokinetic parameters, AUC and C<sub>max</sub>, of NovoLog® were generally unaffected by BMI in the different groups - BMI 19-23 kg/m<sup>2</sup> (N=4); BMI 23-27 kg/m<sup>2</sup> (N=7); BMI 27-32 kg/m<sup>2</sup> (N=6) and BMI >32 kg/m<sup>2</sup> (N=6). Clearance of NovoLog® was reduced by 28% in patients with BMI >32 kg/m<sup>2</sup> compared to patients with BMI <23 kg/m<sup>2</sup>.

**Renal Impairment** - Some studies with human insulin have shown increased circulating levels of insulin in patients with renal failure. A single subcutaneous dose of 0.08 U/kg NovoLog® was administered in a study to subjects with either normal (N=6) creatinine clearance (CL<sub>CR</sub> >80 ml/min) or mild (N=7; CL<sub>CR</sub> = 50-80 ml/min), moderate (N=3; CL<sub>CR</sub> = 30-50 ml/min) or severe (but not requiring hemodialysis) (N=2; CL<sub>CR</sub> = <30 ml/min) renal impairment. In this small study, there was no apparent effect of creatinine clearance values on AUC and C<sub>max</sub> of NovoLog®. Careful glucose monitoring and dose adjustments of insulin, including NovoLog®, may be necessary in patients with renal dysfunction [see Warnings and Precautions (5.4)].

**Hepatic Impairment** - Some studies with human insulin have shown increased circulating levels of insulin in patients with liver failure. A single subcutaneous dose of 0.06 U/kg NovoLog® was administered in an open-label, single-dose study of 24 subjects (N=6/group) with different degree of hepatic impairment (mild, moderate and severe) having Child-Pugh Scores ranging from 0 (healthy volunteers) to 12 (severe hepatic impairment). In this small study, there was no correlation between the degree of hepatic failure and any NovoLog® pharmacokinetic parameter. Careful glucose monitoring and dose adjustments of insulin, including NovoLog®, may be necessary in patients with hepatic dysfunction [see Warnings and Precautions (5.5)].

The effect of age, ethnic origin, pregnancy and smoking on the pharmacokinetics and pharmacodynamics of NovoLog® has not been studied.

## 13 NONCLINICAL TOXICOLOGY

### 13.1 Carcinogenesis, Mutagenesis, Impairment of Fertility

Standard 2-year carcinogenicity studies in animals have not been performed to evaluate the carcinogenic potential of NovoLog®. In 52-week studies, Sprague-Dawley rats were dosed subcutaneously with NovoLog® at 10, 50, and 200 U/kg/day (approximately 2, 8, and 32 times the human subcutaneous dose of 1.0 U/kg/day, based on U/body surface area, respectively). At a dose of 200 U/kg/day, NovoLog® increased the incidence of mammary gland tumors in females when compared to untreated controls. The incidence of mammary tumors for NovoLog® was not significantly different than for regular human insulin. The relevance of these findings to humans is not known. NovoLog® was not genotoxic in the following tests: Ames test, mouse lymphoma cell forward gene mutation test, human peripheral blood lymphocyte chromosome aberration test, *in vivo* micronucleus test in mice, and *in vivo* UDS test in rat liver hepatocytes. In fertility studies in male and female rats, at subcutaneous doses up to 200 U/kg/day (approximately 32 times the human subcutaneous dose, based on U/body surface area), no direct adverse effects on male and female fertility, or general reproductive performance of animals was observed.

### 13.2 Animal Toxicology and/or Pharmacology

In standard biological assays in mice and rabbits, one unit of NovoLog® has the same glucose-lowering effect as one unit of regular human insulin. In humans, the effect of NovoLog® is more rapid in onset and of shorter duration, compared to regular human insulin, due to its faster absorption after subcutaneous injection (see Section 12 CLINICAL PHARMACOLOGY Figure 2 and Figure 4).

## 14 CLINICAL STUDIES

### 14.1 Subcutaneous Daily Injections

Two six-month, open-label, active-controlled studies were conducted to compare the safety and efficacy of NovoLog® to Novolin® R in adult patients with type 1 diabetes. Because the two study designs and results were similar, data are shown for only one study (see Table 3). NovoLog® was administered by subcutaneous injection immediately prior to meals and regular human insulin was administered by subcutaneous injection 30 minutes before meals. NPH insulin was administered as the basal insulin in either single or divided daily doses. Changes in HbA<sub>1c</sub> and the incidence rates of severe hypoglycemia (as determined from the number of events requiring intervention from a third party) were comparable for the two treatment regimens in this study (Table 3) as well as in the other clinical studies that are cited in this section. Diabetic ketoacidosis was not reported in any of the adult studies in either treatment group.

**Table 3. Subcutaneous NovoLog® Administration in Type 1 Diabetes (24 weeks; n=882)**

	NovoLog® + NPH	Novolin® R + NPH
N	596	286
Baseline HbA <sub>1c</sub> (%)*	7.9 ± 1.1	8.0 ± 1.2
Change from Baseline HbA <sub>1c</sub> (%)	-0.1 ± 0.8	0.0 ± 0.8
Treatment Difference in HbA <sub>1c</sub> , Mean (95% confidence interval)	-0.2 (-0.3, -0.1)	
Baseline insulin dose (IU/kg/24 hours)*	0.7 ± 0.2	0.7 ± 0.2
End-of-Study insulin dose (IU/kg/24 hours)*	0.7 ± 0.2	0.7 ± 0.2
Patients with severe hypoglycemia (n, %)**	104 (17%)	54 (19%)
Baseline body weight (kg)*	75.3 ± 14.5	75.9 ± 13.1
Weight Change from baseline (kg)*	0.5 ± 3.3	0.9 ± 2.9

\*Values are Mean ± SD

\*\*Severe hypoglycemia refers to hypoglycemia associated with central nervous system symptoms and requiring the intervention of another person or hospitalization.

A 24-week, parallel-group study of children and adolescents with type 1 diabetes (n = 283) aged 6 to 18 years compared two subcutaneous multiple-dose treatment regimens: NovoLog® (n = 187) or Novolin® R (n = 96). NPH insulin was administered as the basal insulin. NovoLog® achieved glyemic control comparable to Novolin® R, as measured by change in HbA<sub>1c</sub> (Table 4) and both treatment groups had a comparable incidence of hypoglycemia. Subcutaneous administration of NovoLog® and regular human insulin have also been compared in children with type 1 diabetes (n=26) aged 2 to 6 years with similar effects on HbA<sub>1c</sub> and hypoglycemia.

**Table 4. Pediatric Subcutaneous Administration of NovoLog® in Type 1 Diabetes** (24 weeks; n=283)

	NovoLog® + NPH	Novolin® R + NPH
N	187	96
Baseline HbA <sub>1c</sub> (%)*	8.3 ± 1.2	8.3 ± 1.3
Change from Baseline HbA <sub>1c</sub> (%)	0.1 ± 1.0	0.1 ± 1.1
Treatment Difference in HbA <sub>1c</sub> , Mean (95% confidence interval)	0.1 (-0.5, 0.1)	
Baseline insulin dose (IU/kg/24 hours)*	0.4 ± 0.2	0.6 ± 0.2
End-of-Study insulin dose (IU/kg/24 hours)*	0.4 ± 0.2	0.7 ± 0.2
Patients with severe hypoglycemia (n, %)**	11 (6%)	9 (9%)
Diabetic ketoacidosis (n, %)	10 (5%)	2 (2%)
Baseline body weight (kg)*	50.6 ± 19.6	48.7 ± 15.8
Weight Change from baseline (kg)*	2.7 ± 3.5	2.4 ± 2.6

\*Values are Mean ± SD

\*\*Severe hypoglycemia refers to hypoglycemia associated with central nervous system symptoms and requiring the intervention of another person or hospitalization.

One six-month, open-label, active-controlled study was conducted to compare the safety and efficacy of NovoLog® to Novolin® R in patients with type 2 diabetes (Table 5). NovoLog® was administered by subcutaneous injection immediately prior to meals and regular human insulin was administered by subcutaneous injection 30 minutes before meals. NPH insulin was administered as the basal insulin in either single or divided daily doses. Changes in HbA<sub>1c</sub> and the rates of severe hypoglycemia (as determined from the number of events requiring intervention from a third party) were comparable for the two treatment regimens.

**Table 5. Subcutaneous NovoLog® Administration in Type 2 Diabetes** (6 months; n=176)

	NovoLog® + NPH	Novolin® R + NPH
N	90	86
Baseline HbA <sub>1c</sub> (%)*	8.1 ± 1.2	7.8 ± 1.1
Change from Baseline HbA <sub>1c</sub> (%)	-0.3 ± 1.0	-0.1 ± 0.8
Treatment Difference in HbA <sub>1c</sub> , Mean (95% confidence interval)	-0.1 (-0.4, -0.1)	
Baseline insulin dose (IU/kg/24 hours)*	0.6 ± 0.3	0.6 ± 0.3
End-of-Study insulin dose (IU/kg/24 hours)*	0.7 ± 0.3	0.7 ± 0.3
Patients with severe hypoglycemia (n, %)**	9 (10%)	5 (8%)
Baseline body weight (kg)*	88.4 ± 13.3	85.8 ± 14.8
Weight Change from baseline (kg)*	1.2 ± 3.0	0.4 ± 3.1

\*Values are Mean ± SD

\*\*Severe hypoglycemia refers to hypoglycemia associated with central nervous system symptoms and requiring the intervention of another person or hospitalization.

#### 14.2 Continuous Subcutaneous Insulin Infusion (CSII) by External Pump

Two open-label, parallel design studies (6 weeks [n=29] and 16 weeks [n=118]) compared NovoLog® to buffered regular human insulin (Velosulin) in adults with type 1 diabetes receiving a subcutaneous infusion with an external insulin pump. The two treatment regimens had comparable changes in HbA<sub>1c</sub> and rates of severe hypoglycemia.

**Table 6. Adult Insulin Pump Study in Type 1 Diabetes** (16 weeks; n=118)

	NovoLog®	Buffered human insulin
N	59	59
Baseline HbA <sub>1c</sub> (%)*	7.3 ± 0.7	7.5 ± 0.8
Change from Baseline HbA <sub>1c</sub> (%)	0.0 ± 0.5	0.2 ± 0.6
Treatment Difference in HbA <sub>1c</sub> , Mean (95% confidence interval)	0.3 (-0.1, 0.4)	
Baseline insulin dose (IU/kg/24 hours)*	0.7 ± 0.8	0.6 ± 0.2
End-of-Study insulin dose (IU/kg/24 hours)*	0.7 ± 0.7	0.6 ± 0.2
Patients with severe hypoglycemia (n, %)**	1 (2%)	2 (3%)
Baseline body weight (kg)*	77.4 ± 16.1	74.8 ± 13.8
Weight Change from baseline (kg)*	0.1 ± 3.5	-0.0 ± 1.7

\*Values are Mean ± SD

\*\*Severe hypoglycemia refers to hypoglycemia associated with central nervous system symptoms and requiring the intervention of another person or hospitalization.

A randomized, 16-week, open-label, parallel design study of children and adolescents with type 1 diabetes (n=298) aged 4-18 years compared two subcutaneous infusion regimens administered via an external insulin pump: NovoLog® (n=198) or insulin lispro (n=100). These two treatments resulted in comparable changes from baseline in HbA<sub>1c</sub> and comparable rates of hypoglycemia after 16 weeks of treatment (see Table 7).

**Table 7. Pediatric Insulin Pump Study in Type 1 Diabetes** (16 weeks; n=298)

	NovoLog®	Lispro
N	198	100
Baseline HbA <sub>1c</sub> (%)*	8.0 ± 0.9	8.2 ± 0.8
Change from Baseline HbA <sub>1c</sub> (%)	-0.1 ± 0.8	-0.1 ± 0.7
Treatment Difference in HbA <sub>1c</sub> , Mean (95% confidence interval)	-0.1 (-0.3, 0.1)	
Baseline insulin dose (IU/kg/24 hours)*	0.9 ± 0.3	0.9 ± 0.3
End-of-Study insulin dose (IU/kg/24 hours)*	0.9 ± 0.2	0.9 ± 0.2
Patients with severe hypoglycemia (n, %)**	19 (10%)	8 (8%)
Diabetic ketoacidosis (n, %)	1 (0.5%)	0 (0)
Baseline body weight (kg)*	54.1 ± 19.7	55.5 ± 19.0
Weight Change from baseline (kg)*	1.8 ± 2.1	1.6 ± 2.1

\*Values are Mean ± SD

\*\*Severe hypoglycemia refers to hypoglycemia associated with central nervous system symptoms and requiring the intervention of another person or hospitalization.

An open-label, 16-week parallel design trial compared pre-prandial NovoLog® injection in conjunction with NPH injections to NovoLog® administered by continuous subcutaneous infusion in 127 adults with type 2 diabetes. The two treatment groups had similar reductions in HbA<sub>1c</sub> and rates of severe hypoglycemia (Table 8) [see *Indications and Usage (1), Dosage and Administration (2), Warnings and Precautions (5) and How Supplied/Storage and Handling (16.2)*].

**Table 8. Pump Therapy in Type 2 Diabetes** (16 weeks; n=127)

	NovoLog® pump	NovoLog® + NPH
N	66	61
Baseline HbA <sub>1c</sub> (%)*	8.2 ± 1.4	8.0 ± 1.1
Change from Baseline HbA <sub>1c</sub> (%)	-0.6 ± 1.1	-0.5 ± 0.9
Treatment Difference in HbA <sub>1c</sub> , Mean (95% confidence interval)	0.1 (0.4, 0.3)	
Baseline insulin dose (IU/kg/24 hours)*	0.7 ± 0.3	0.8 ± 0.5
End-of-Study insulin dose (IU/kg/24 hours)*	0.9 ± 0.4	0.9 ± 0.5
Baseline body weight (kg)*	96.4 ± 17.0	96.9 ± 17.9
Weight Change from baseline (kg)*	1.7 ± 3.7	0.7 ± 4.1

\*Values are Mean ± SD

#### 14.3 Intravenous Administration of NovoLog®

See Section 12.2 CLINICAL PHARMACOLOGY/Pharmacodynamics.

#### 16 HOW SUPPLIED/STORAGE AND HANDLING

##### 16.1 How Supplied

NovoLog® is available in the following package sizes: each presentation containing 100 Units of insulin aspart per mL (U-100).

10 mL vials	NDC 0169-7501-11
3 mL PenFill® cartridges*	NDC 0169-3303-12
3 mL NovoLog® FlexPen®	NDC 0169-6339-10

\*NovoLog® PenFill® cartridges are designed for use with Novo Nordisk 3 mL PenFill® cartridge compatible insulin delivery devices (with or without the addition of a NovoPen® 3 PenMate®) with NovoFine® disposable needles.

##### 16.2 Recommended Storage

Unused NovoLog® should be stored in a refrigerator between 2° and 8°C (36° to 46°F). Do not store in the freezer or directly adjacent to the refrigerator cooling element. **Do not freeze NovoLog® and do not use NovoLog® if it has been frozen.** NovoLog® should not be drawn into a syringe and stored for later use.

**Vials:** After initial use a vial may be kept at temperatures below 30°C (86°F) for up to 28 days, but should not be exposed to excessive heat or sunlight. Opened vials may be refrigerated.

Unpunctured vials can be used until the expiration date printed on the label if they are stored in a refrigerator. Keep unused vials in the carton so they will stay clean and protected from light.

##### PenFill® cartridges or NovoLog® FlexPen®:

Once a cartridge or a NovoLog® FlexPen® is punctured, it should be kept at temperatures below 30°C (86°F) for up to 28 days, but should not be exposed to excessive heat or sunlight. A NovoLog® FlexPen® or cartridge in use must NOT be stored in the refrigerator. Keep the NovoLog® FlexPen® and all PenFill® cartridges away from direct heat and sunlight. Unpunctured NovoLog® FlexPen® and PenFill® cartridges can be used until the expiration date printed on the label if they are stored in a refrigerator. Keep unused NovoLog® FlexPen® and PenFill® cartridges in the carton so they will stay clean and protected from light.

**Always remove the needle after each injection and store the 3 mL PenFill® cartridge delivery device or NovoLog® FlexPen® without a needle attached. This prevents contamination and/or infection, or leakage of insulin, and will ensure accurate dosing. Always use a new needle for each injection to prevent contamination.**

##### Pump:

NovoLog® in the pump reservoir should be discarded after at least every 6 days of use or after exposure to temperatures that exceed 37°C (98.6°F). The infusion set and the infusion set insertion site should be changed at least every 3 days.

##### Summary of Storage Conditions:

The storage conditions are summarized in the following table:

**Table 9. Storage conditions for vial, PenFill® cartridges and NovoLog® FlexPen®**

NovoLog® presentation	Not in-use (unopened) Room Temperature (below 30°C)	Not in-use (unopened) Refrigerated	In-use (opened) Room Temperature (below 30°C)
10 mL vial	28 days	Until expiration date	28 days (refrigerated/room temperature)
3 mL PenFill® cartridges	28 days	Until expiration date	28 days (Do not refrigerate)
3 mL NovoLog® FlexPen®	28 days	Until expiration date	28 days (Do not refrigerate)

##### Storage of Diluted NovoLog®

NovoLog® diluted with Insulin Diluting Medium for NovoLog® to a concentration equivalent to U-10 or equivalent to U-50 may remain in patient use at temperatures below 30°C (86°F) for 28 days.

##### Storage of NovoLog® in Infusion Fluids

Infusion bags prepared as indicated under *Dosage and Administration (2)* are stable at room temperature for 24 hours. Some insulin will be initially adsorbed to the material of the infusion bag.

#### 17 PATIENT COUNSELING INFORMATION

[See FDA-Approved Patient Labeling (17.3)]

#### 17.1 Physician Instructions

Maintenance of normal or near-normal glucose control is a treatment goal in diabetes mellitus and has been associated with a reduction in diabetic complications. Patients should be informed about potential risks and benefits of NovoLog® therapy including the possible adverse reactions. Patients should also be offered continued education and advice on insulin therapies, injection technique, life-style management, regular glucose monitoring, periodic glycosylated hemoglobin testing, recognition and management of hypo- and hyperglycemia, adherence to meal planning, complications of insulin therapy, timing of dose, instruction in the use of injection or subcutaneous infusion devices, and proper storage of insulin. Patients should be informed that frequent, patient-performed blood glucose measurements are needed to achieve optimal glycemic control and avoid both hyper- and hypoglycemia.

The patient's ability to concentrate and react may be impaired as a result of hypoglycemia. This may present a risk in situations where these abilities are especially important, such as driving or operating other machinery. Patients who have frequent hypoglycemia or reduced or absent warning signs of hypoglycemia should be advised to use caution when driving or operating machinery.

Accidental substitutions between NovoLog® and other insulin products have been reported. Patients should be instructed to always carefully check that they are administering the appropriate insulin to avoid medication errors between NovoLog® and any other insulin.

**The written prescription for NovoLog® should be written clearly, to avoid confusion with other insulin products, for example, NovoLog® Mix 70/30.**

#### 17.2 Patients Using Pumps

Patients using external pump infusion therapy should be trained in intensive insulin therapy with multiple injections and in the function of their pump and pump accessories.

The following insulin pumps<sup>†</sup> have been used in NovoLog® clinical or *in vitro* studies conducted by Novo Nordisk, the manufacturer of NovoLog®:

- Medtronic Paradigm® 512 and 712
- MiniMed 508
- Disetronic® D-TRON® and H-TRON®

Before using another insulin pump with NovoLog®, read the pump label to make sure the pump has been evaluated with NovoLog®.

NovoLog® is recommended for use in any reservoir and infusion sets that are compatible with insulin and the specific pump. Please see recommended reservoir and infusion sets in the pump manual.

**To avoid insulin degradation, infusion set occlusion, and loss of the preservative (metacresol), insulin in the reservoir should be replaced at least every 6 days; infusion sets and infusion set insertion sites should be changed at least every 3 days.**

**Insulin exposed to temperatures higher than 37°C (98.6°F) should be discarded.**

The temperature of the insulin may exceed ambient temperature when the pump housing, cover, tubing, or sport case is exposed to sunlight or radiant heat. Infusion sites that are erythematous, pruritic, or thickened should be reported to medical personnel, and a new site selected because continued infusion may increase the skin reaction and/or alter the absorption of NovoLog®. Pump or infusion set malfunctions or insulin degradation can lead to hyperglycemia and ketosis in a short time because of the small subcutaneous depot of insulin. This is especially pertinent for rapid-acting insulin analogs that are more rapidly absorbed through skin and have shorter duration of action. These differences are particularly relevant when patients are switched from multiple injection therapy. Prompt identification and correction of the cause of hyperglycemia or ketosis is necessary. Problems include pump malfunction, infusion set occlusion, leakage, disconnection or kinking, and degraded insulin. Less commonly, hypoglycemia from pump malfunction may occur. If these problems cannot be promptly corrected, patients should resume therapy with subcutaneous insulin injection and contact their physician [see *Dosage and Administration (2), Warnings and Precautions (5) and How Supplied/Storage and Handling (16.2)*].

#### 17.3 FDA Approved Patient Labeling

##### Rx only

Date of Issue: October 12, 2009

##### Version: 16

NovoLog®, NovoPen® 3, PenFill®, Novolin®, FlexPen®, PenMate®, and NovoFine® are trademarks of Novo Nordisk A/S.

<sup>†</sup>The brands listed are the registered trademarks of their respective owners and are not trademarks of Novo Nordisk A/S.

NovoLog® is covered by US Patent Nos. 5,618,913; 5,866,538, and other patents pending. FlexPen® is covered by US Patent Nos. 6,582,404; 6,004,297; 6,235,004, and other patents pending. PenFill® is covered by US Patent Nos. 6,126,646; 5,693,027; DES 347894, and other patents pending.

Manufactured by:

Novo Nordisk A/S  
DK-2880 Bagsvaerd, Denmark

For information about NovoLog® contact:

Novo Nordisk Inc.  
Princeton, New Jersey 08540  
1-800-727-6500

www.novonordisk-us.com

© 2002-2009 Novo Nordisk Inc.  
134908-R2 12/09

